

Paracelsus[®]

BISMUTH OXYCHLORIDE

**rich, satin lustre pigments and dispersions
for cosmetics**

Paracelsus® bismuth oxychloride for cosmetics

Paracelsus® effect pigments are bismuth oxychloride (BiOCl) based pearlescent pigments that impart a rich, satin lustre. The main application for this product range is colour cosmetics. Due to the soft-creamy feeling BiOCl provides to the skin it is also often used in personal care products such as body creams and soaps.

Bismuth oxychloride is an inorganic compound of bismuth with the formula BiOCl. It is a lustrous white solid used since antiquity, notably in ancient Egypt. Light wave interference from its plate-like structure gives a pearly iridescent light reflectivity similar to nacre. It is also known as pearl white.

Paracelsus® is the perfect product to create superior brilliance with high pearly lustre effects. The products provide excellent adhesion and coverage with exceptional compressibility and binding characteristics. These virtues make them ideal for applications such as pressed powders and lipsticks.

The range contains 11 shades in powder form with a particle size distribution of 10 – 60 micron. The Silver Pearl range is available in two particle sizes; 1 – 20 micron and 2 – 50 micron.

Paracelsus® NC is a unique pre-dispersed Bismuth Oxychloride, designed specifically for nail polish.

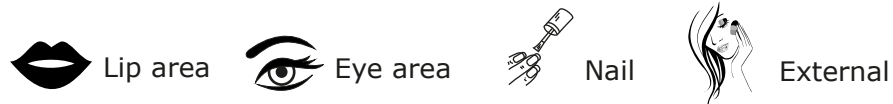


Product benefits

- Soft touch
- Excellent skin adhesion
- Intense vibrant colours
- In compliance with cosmetic regulations

Applications

We recommend to use this productline for the following applications.



Paracelsus® range

Paracelsus® is the perfect product to create superior brilliance with high pearly lustre effects. The products provide excellent adhesion and coverage with exceptional compressibility and binding characteristics.

Art. nr.	Product name	Particle size	Effect
2000140	Paracelsus Soft Silver Pearl	1 - 20 micron	Soft white lustre
2000160	Paracelsus Silver Pearl	2 - 50 micron	Silver Lustre
2000350	Paracelsus Red	10 - 60 micron	Silky soft red lustre
2000360	Paracelsus Brown	10 - 60 micron	Silky soft brown lustre
2000370	Paracelsus Yellow	10 - 60 micron	Silky soft yellow lustre
2000380	Paracelsus Black	10 - 60 micron	Silky soft black lustre
2000390	Paracelsus Mauve	10 - 60 micron	Silky soft reddish brown lustre
2000400	Paracelsus Purple	10 - 60 micron	Silky soft purple lustre
2000410	Paracelsus Violet	10 - 60 micron	Silky soft violet lustre
2000450	Paracelsus Light Blue	10 - 60 micron	Silky soft light blue lustre
2000420	Paracelsus Dark Blue	10 - 60 micron	Silky soft dark blue lustre
2000430	Paracelsus Magenta	10 - 60 micron	Silky soft pink lustre
2000440	Paracelsus Green	10 - 60 micron	Silky soft green lustre



Paracelsus® NC range

Paracelsus® NC is a BiOCl pigment pre dispersed in nitrocellulose. The dispersion is specifically designed for nail polish. The product imparts homogeneous brilliance with a high, unique pearly lustre effect.

Art. nr.	Product name	Particle size	Effect
2000250	Paracelsus NC25	2 - 50 micron	White pearly lustre



General formulation do's and don'ts

Grinding and milling

Avoid grinding and milling of the product, the particles might break. Paracelsus® products disperse well without grinding. They can be added to the powder system while stirring after milling of the organic/inorganic pigments and before the binder is added.

Hydrophobic

Because the Paracelsus® powders are hydrophobic this special effect pigment is therefore extremely suitable for powder and wax based formulations.

Nail polish

For nail polish the specifically designed Paracelsus NC25 is recommended.

The NDELA content in Paracelsus NC25 is < 50 ppb. This content might grow in the final formulation as a reaction between different raw materials.

Finished product	Level of use (recommendation)
Nail Polish	2 - 10 % (only Paracelsus NC 25)
Pressed powder	30 - 70 %
Loose powder	up to 100 %
Blusher	1 - 5 %
Face powder	1 - 5 %
Body powder	1 - 5 %
Lipstick	12 - 20 %
Lip balm	3 - 5 %
Lip gloss	3 - 5 %
Lip lacquer	10- 15 %
Body lotion	up to 2 %



Formulation guideline | Lipstick

Product: Lipstick
 Code: GL-200998
 Special effect pigment: Paracelsus Magenta | Geoparl C Russet | Geodiamond Pearl S | Geoparl C Blue

Product name	INCI name	% WT.	Supplier
Phase A			
Synkos 2040	Synthetic Wax	9.00	Koster Keunen Holland B.V.
Enphans PC-38	Polyethylene Polycyclopentadiene Stearoxy Dimethicone	8.00	Koster Keunen Holland B.V.
Sunflower Wax	Heliantus Annuus (Sunflower) Seed Wax	6.50	Koster Keunen Holland B.V.
Kester Wax K-24	Lauryl Laurate	6.50	Koster Keunen Holland B.V.
Kester Wax K-60P	Polyhydroxystearic Acid	2.50	Koster Keunen Holland B.V.
Granacrysil BAS	Butyl Acrylate/Hydroxypropyl Dimethicone Acrylate Polymer	3.00	Grant Industries Inc.
Octyldodecanol	Octyldodecanol	14.00	
Phase B			
Sisterna A10E-C	Sucrose Tetrastearate Triacetate	9.00	Sisterna B.V.
Sisterna SP10-C	Sucrose Polystearate	1.00	Sisterna B.V.
Paracelsus Magenta	Bismuth Oxychloride Mica Carmine Magnesium Stearate	4.00	Geotech International B.V.
Phase C			
Geoparl C Russet	Mica CI 77491	4.00	Geotech International B.V.
Geodiamond Pearl S	Calcium Sodium Borosilicate Titanium Dioxide Tin Oxide	2.80	Geotech International B.V.
Geoparl C Blue	Mica Titanium Dioxide Tin Oxide	2.00	Geotech International B.V.
Caprylic/Capric Triglyceride	Caprylic/Capric Triglyceride	5.00	BRB International B.V.
BRB Caprylyl Methicone	Caprylyl Methicone	2.50	BRB International B.V.
Phase D			
Cyclopentasiloxane	Cyclopentasiloxane	15.00	

Procedure

1. Add Phase A in a vessel and heat until $85^{\circ} \pm 3^{\circ}C$
2. Add Phase B to phase A and mix until uniform and cool to $75^{\circ} \pm 5^{\circ}C$
3. Add Phase C to Phase A+B and mix until uniform
4. Cool to $40^{\circ} \pm 5^{\circ}C$;
5. Pour Phase A+B+C into mould and place the mould into the fridge for 30 minutes
6. Remove the lipstick from the mould and place them into the containers



Formulation guideline | Pressed powder





Product: Eye Shadow
 Code: GL-20211010
 Special effect pigment: Paracelsus Black | Geoparl C Crystal Silk Violet | Sunrise SVA | Sunrise 970

Product name	INCI name	% WT.	Supplier
Phase A			
Sunrise SVA	Mica Lauroyl Lysine	10.00	Geotech International B.V.
Sunrise 970	Mica	7.00	Geotech International B.V.
Zinc Stearate	Zinc Stearate	7.00	
Boroneige 1501	Boron Nitride	2.50	ESK
Luzenac 00	Talc	23.50	Luzenac
Phase B			
Fragrance		q.s.	
Antioxidant		q.s.	
Presservative		q.s.	
Phase C			
Paracelsus Black	Bismuth Oxychloride Mica CI 77499 Magnesium Stearate	25.00	Geotech International B.V.
Geoparl C Crystal Silk Violet	Synthetic Fluorophlogopite Titanium Dioxide	15.00	Geotech International B.V.
Phase D			
DC 200 Fluid 5cts	Dimethicone	6.25	Dow Corning
DC 9040 Elastomer	Cyclomethicone Dimethicone Crosspolymer	6.25	Dow Corning

Procedure

1. Thoroughly blend Phase A in a blender
2. Add Phase B to Phase A and mix until uniform
3. Add Phase C to Phase A + B and mix until uniform
4. Add Phase D to Phase A + B + C and mix until uniform
5. Press the powder



Art. nr.	Product name	 Lip area	 Eye area	 Nail	 External	Bismuth Oxochloride (CI 77163)	Mica	Red Iron Oxide (CI 77491)	Yellow Iron Oxide (CI 77492)	Black Iron Oxide (CI 77499)	Carmine (CI 75470)	Ultramarines (CI 77007)	Manganese Violet (CI 77742)	Ferric Ferrocyanide (CI 77510)	Chromium Oxide Green (CI 77288)	Calcium Stearate	Magnesium Stearate	Nitrocellulose	Butyl Acetate	Isopropyl Alcohol	
2000140	Paracelsus Soft Silver Pearl	●	●		●	X															
2000160	Paracelsus Silver Pearl	●	●		●	X															
2000350	Paracelsus Red	●	●			X	X	X								X					
2000360	Paracelsus Brown	●	●			X	X	X	X	X										X	
2000370	Paracelsus Yellow	●	●			X	X		X											X	
2000380	Paracelsus Black	●	●			X	X			X										X	
2000390	Paracelsus Mauve	●	●			X	X	X		X	X									X	
2000400	Paracelsus Purple	⊙	●			X	X					X								X	
2000410	Paracelsus Violet	●	●			X	X						X							X	
2000450	Paracelsus Light Blue	⊙	●			X	X							X		X					
2000420	Paracelsus Dark Blue	⊙	●			X	X							X						X	
2000430	Paracelsus Magenta	●	●			X	X				X									X	
2000440	Paracelsus Green	⊙	●			X	X								X	X					
2000250	Paracelsus NC25			●		X	X												X	X	X

- Global approval
- European and United States approval
- ⊙ European and Japanese approval



Available packaging

Paracelsus® pigment

Nett weight	Gross weight	Package size L x W x H
1 kg	2 kg	15 x 15 x 15 cm
5 kg	6 kg	35 x 18 x 21 cm
25 kg	27 kg	40 x 40 x 50 cm

Packed in a plastic bag in cardboard box.

Paracelsus® NC

Nett weight	Gross weight	Package size D x H
20 kg	22 kg	33 x 43 cm

Packed in a plastic pail.

Shelf life

Paracelsus® pigment: 5 years original packaging in a closed box under dry conditions.

Paracelsus® NC: 1 year original packaging in a closed pail under dry conditions.

Samples

Approx. 50 grams samples are available free of charge.

Product data

Product data sheets and additional technical product information are available online. To get access please send an email to marketing@geotech.nl and ask for an account.



About us

Geotech International B.V., based in Haarlem, The Netherlands, is a dynamic company focusing on the development, production and distribution of special effect pigments. The owners family has a background in the industry with over 40 years of experience. Since 1999 the company is managed by the third generation.

GEOTECH's special effect pigments are being used globally in the cosmetics, plastics, coatings & paints, printing and arts & crafts industry.

Disclaimer

All information and samples provided by GEOTECH are given in good faith and without warranty. Our advice does not release you from the obligation to verify the information provided and to test our products as to their suitability for the intended processes and uses. The application, use and processing of our products and the products manufactured by you on the basis of our technical advice are beyond our control and therefore entirely your own responsibility.



Geotech International B.V.
P.O. Box 1578
2003 BP Haarlem
The Netherlands

T: +31(0)235317553
E: info@geotech.nl
URL: geotech.nl



REV1 08.06.2021

© 2021 GEOTECH. All rights reserved.

